

Product Series Code	GTXF-001	Brand	GOTREND
File Version	GTXF-001-V2	Editor	Robert
Established Date	2000.03.28	Description	Common Mode Filter for USB2.0 / IEEE1394
Latest Edit Date	2004.11.28	Pages	Page : 2

Features & Application:


- * Common Mode Circuit for high speed signal line Ex.USB2.0
- * Fit for power line & signal line circuit
- * To help you go pass the CE/FCC standard.
- * Mobil Device / Handheld Device / LowProfile Deviceetc.

Part No Example:

GTXF - 001 - P - 5 - 900 - T
 1 2 3 4 5 6

1. GTXF : GOTREND Series
2. 001 : BALUN CORE with 8 Pin Base
3. P : Pb free < 1000ppm
4. 5 : Height 5 mm Max
5. 900 : Impedance [ohm] @ 100MHz = 90 ohm
6. T : GOTREND internal code

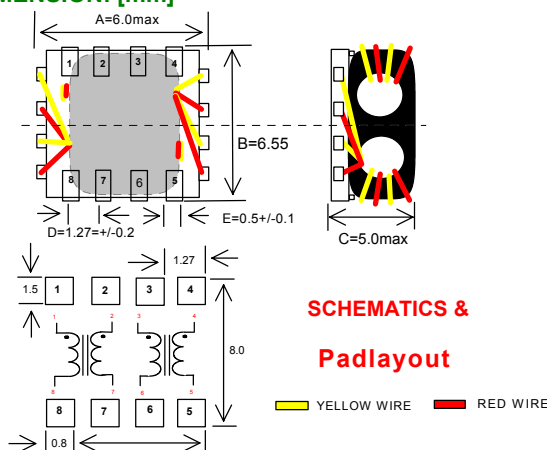
Product Structure



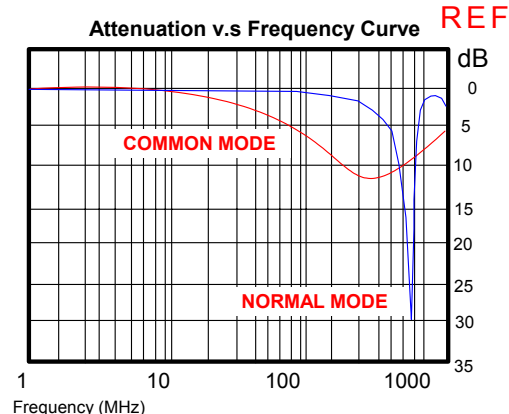
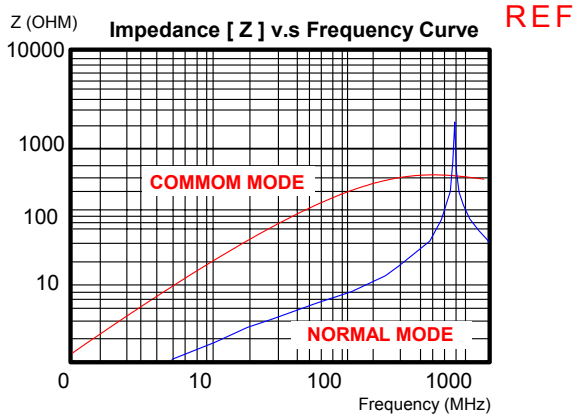
2005 RoHS Compliant - SGS Certified Result

鉛 Pb	鎘 Cd	汞 Hg	六價鉻 Cr+6	溴化聯苯 PBB	溴化聯苯 醚PBDE
<1000ppm	ND	ND	ND	ND	ND

DIMENSION: [mm]



SCHEMATICS & Padlayout



Test Equipment :

- * HP4291A-Z, HP4284A-IDC,Q.RDC
- * HP8753D NETWORK ANALYZER- SRF

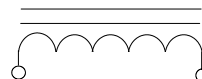
Standard Atmospheric Conditions:


Ambient Temp:20+/-15°C
 Relative Humidity:65+/-20%

If there may be any doubt on the result, measurement shall be made within the following limits:

Ambient Temp:25+/-5°C
 Relative Humidity:75+/-10%

SCHEMATIC:





Product Series Code	GTXF-001	Brand	GOTREND
File Version	GTXF-001-V2	Editor	Robert
Established Date	2000.03.28	Description	Common Mode Filter for USB2.0 / IEEE1394
Latest Edit Date	2004.11.28	Pages	Page : 3

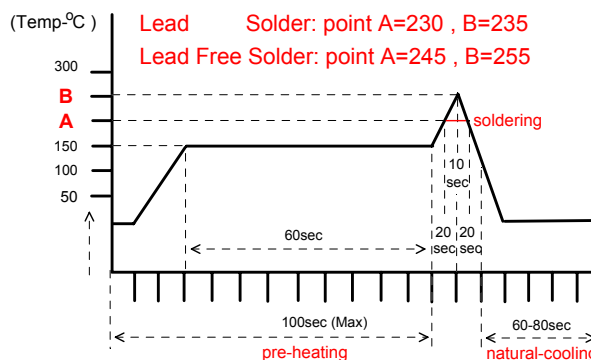
Operating & Storage Condition:

OPERATING TEMP:-40~+85°C
 STORAGE TEMP:-40~+85°C
 STORAGE LIFE TIME: 12 MONTH @25°C , RH 65%

Attention & Caution:

- Please avoid following matters:**
- * Splashing water or salt water
 - * Toxic Gas (Hydrogen sulfide, Sulfurous acid, Chlorine, Ammonia)
 - * Vibrations or shocks which exceed the specified condition
 - * Dew condenses
 - * Please be careful for the stress to this product by board flexure or something after the mounting.

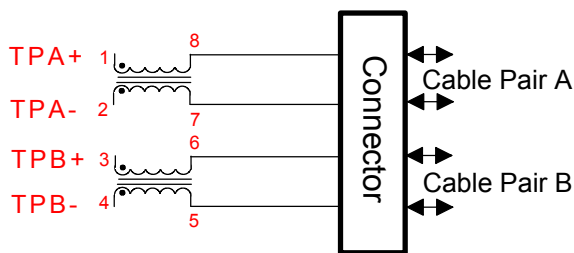
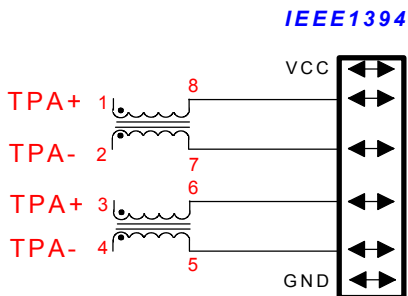
Recommand Reflow Curve (TIME:Second)



Notice: Iron Soldering: 3 Seconds Max. @260° C


IEEE1394 Application Circuit...

Twisted Pair Cable Application Circuit...

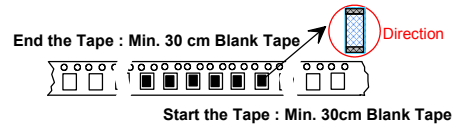
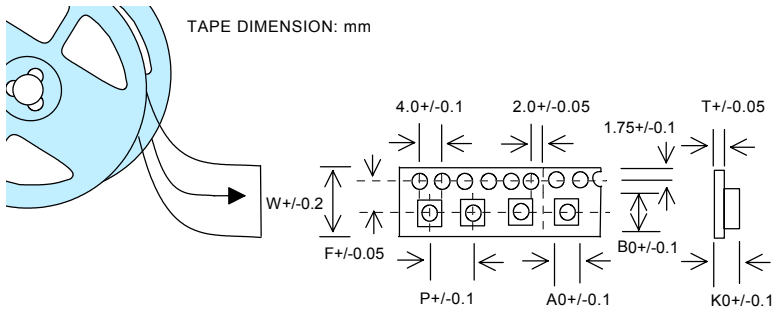


GTXF-001-5-XXXT		Impedance Value			
Part No.	Common Mode impedance(ohm) @50MHz(Min.)	Common Mode impedance(ohm) @100MHz(Min.)	Common Mode impedance(ohm) @300MHz(Min.)	Common Mode impedance(ohm) @500MHz(Min.)	
GTXF - 001 - 5 - 900T	62	90	300	500	
GTXF - 001 - 5 - 151T	112	150	400	600	
GTXF - 001 - 5 - 261T	185	260	500	600	
GTXF - 001 - 5 - 351T	250	350	600	680	
GTXF - 001 - 5 - 461T	350	500	700	800	

GTXF-001-5-XXXT		Insertion Loss Value				
Part No.	Common Mode Insertion Loss (dB)@50MHz	Common Mode Insertion Loss (dB)@100MHz	Common Mode InsertionLoss (dB)@300MHz	Common Mode InsertionLoss (dB)@500MHz	RDC (m ohm) (max)	IDC (max) (Amp)
GTXF - 001 - 5 - 900T	2.8+/-2.0	7.3+/-2.5	12.0+/-3.0	14.0+/-3.0	60	0.6
GTXF - 001 - 5 - 151T	2.8+/-2.0	7.3+/-2.5	12.0+/-3.0	14.0+/-3.0	70	0.5
GTXF - 001 - 5 - 261T	2.8+/-2.0	7.3+/-2.5	12.0+/-3.0	14.0+/-3.0	80	0.4
GTXF - 001 - 5 - 351T	2.8+/-2.0	7.3+/-2.5	12.0+/-3.0	14.0+/-3.0	90	0.3
GTXF - 001 - 5 - 461T	2.8+/-2.0	7.3+/-2.5	12.0+/-3.0	14.0+/-3.0	100	0.2



Product Series Code	GTXF-001	Brand	GOTREND
File Version	GTXF-001-V2	Editor	Robert
Established Date	2000.03.28	Description	Common Mode Filter for USB2.0 / IEEE1394
Latest Edit Date	2004.11.28	Pages	Page : 4



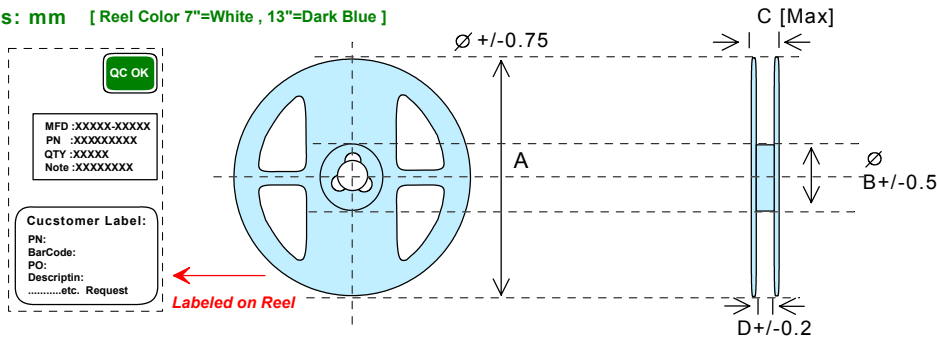
PEEL STRENGTH OF COVER TAPE
STRENGTH : 10-13 g

VELOCITY : 300mm/min.

ANGLE : 165-180° FROM THE TAPE ADHESIVE FACE

SIZE/mm	A	B	C	D	E	F	G	H	I	J
GTXF	9.00	7.00	7.00	1.75	2.00	4.00	13.00	6.00	6.00	0.20

Reel Dimensions: mm [Reel Color 7"=White , 13"=Dark Blue]



SIZE / mm	A	B	C	D	REEL SIZE	QTY/REEL
GTXF	330	105	17	13	13"	1.5K

BOX Package: Unit: cm

